



Exsion 365
Empower your data

Exsion Corporate Your Ultimate Consolidation Solution



Ready to simplify your Consolidation process?

➤ SAY GOODBYE TO COMPLICATED PROCESSES AND HELLO TO STREAMLINED, EFFICIENT REPORTING

Navigating the complexities of consolidation and reporting doesn't have to be a headache.



➤ **Exsion Corporate** is here to streamline the process, making it easier than ever to **gather, compile,** and **analyze** all your essential financial and non-financial data — from any source, anywhere in the world.

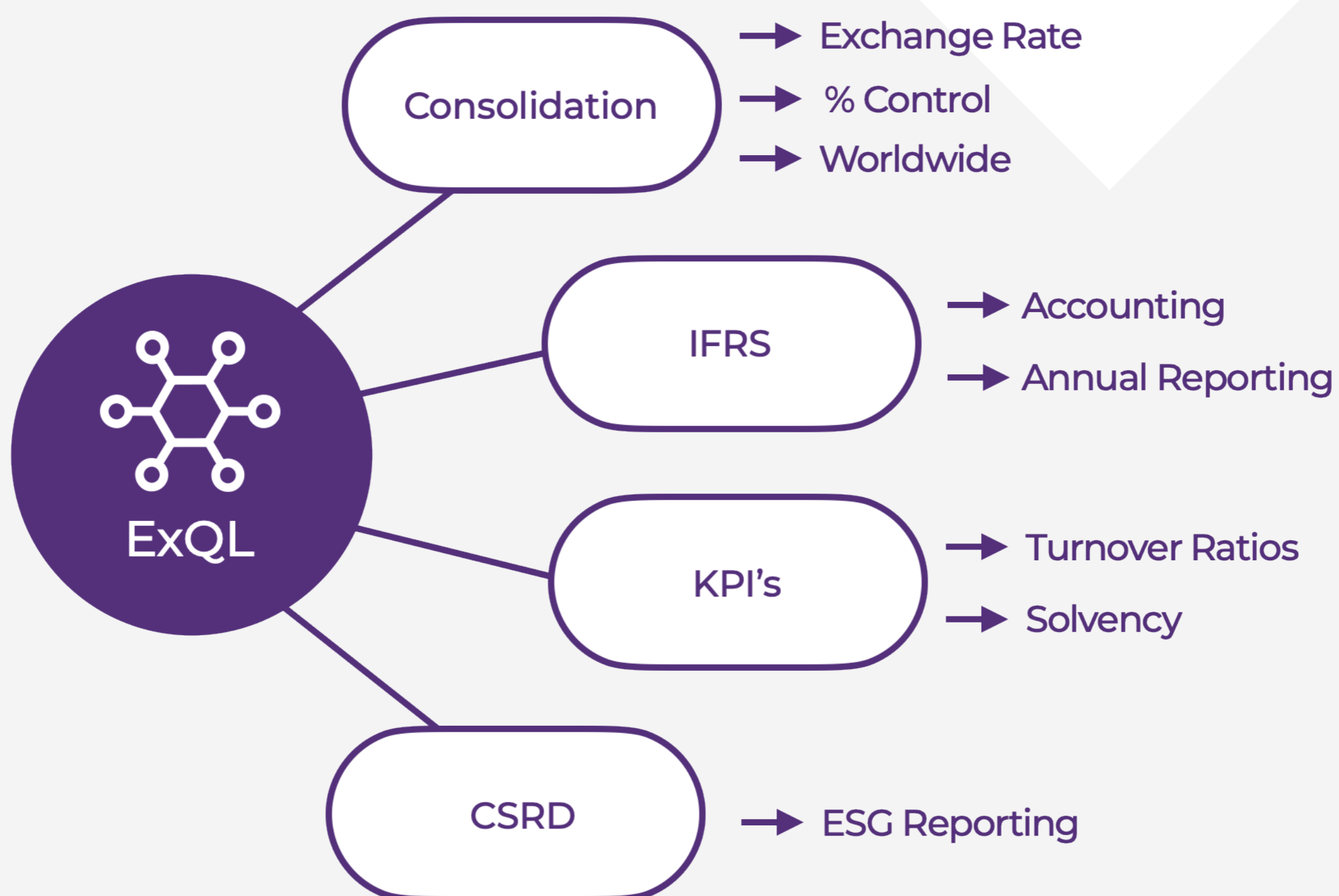
Why Choose Exsion Corporate?



ALL-IN-ONE REPORTING

Consolidate all your relevant data in one place, making your reporting more efficient and accurate.

Whether you're dealing with sustainability reports, key performance indicators, or cross-border data **EXSION CORPORATE HAS YOU COVERED.**



ERP INDEPENDENCE

Exsion Corporate operates independently of your ERP system, working seamlessly through Excel.

HIGHLY CUSTOMIZABLE

Tailor the tool to your specific needs with customizable Excel forms that make ad-hoc reporting a breeze.

EASY TO USE

Even if you're not a finance expert, you'll find **Exsion Corporate** intuitive and user-friendly.

What You Need to Get Started

MINIMAL SET UP REQUIREMENTS

Exsion Corporate requires only internet access, Outlook, and Excel to run seamlessly. Even in locations with limited connectivity, **Exsion Corporate** ensures you can send and retrieve data with minimal internet access.

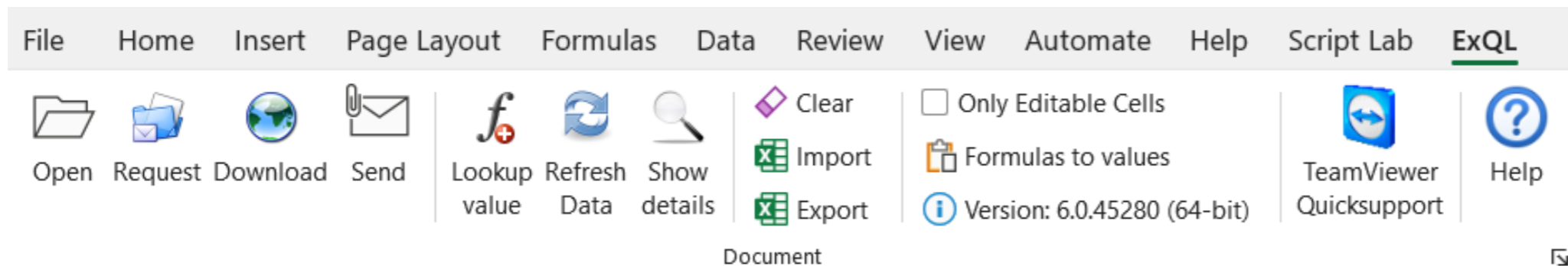
Get up and running quickly with just the basics — no complex infrastructure needed.



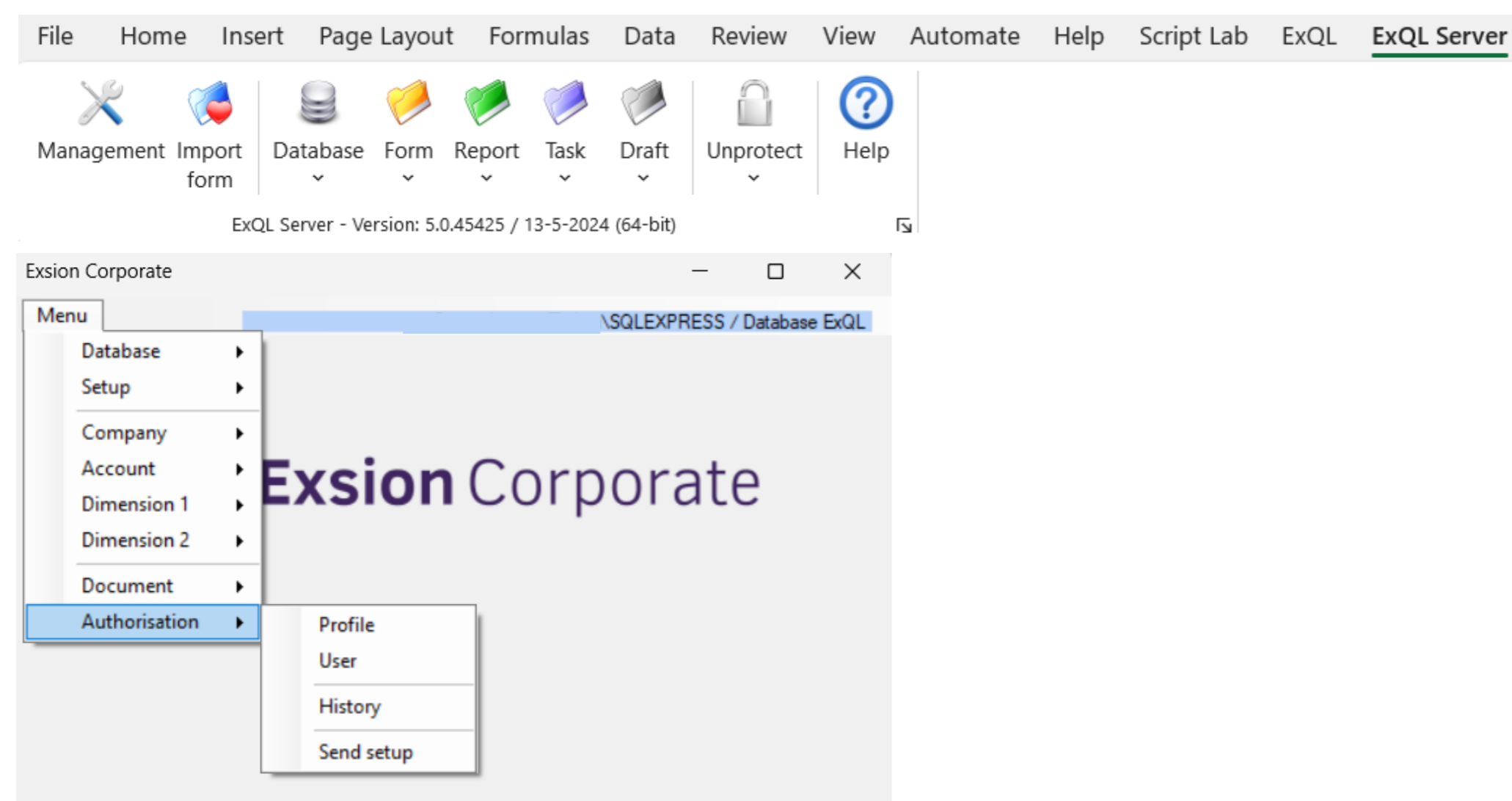
SOFTWARE INTERFACE

Our interface is designed with simplicity in mind, making it incredibly easy to navigate — even for those who aren't tech-savvy. You'll be amazed at how quickly you can get things done!

End-user interface:



Server interface:



Features That Make Exsion Corporate Stand Out

➤ "SHOW DETAILS" FEATURE

A client favorite!

This feature allows you to effortlessly drill down into any figure, revealing the underlying companies and balances with just a click.



		H	R	S
		REKOMS	JNLBDG	JNLVAL
	121100	Cost - Land and buildings	305.500 USD	
	121110	Accumulated Depreciation - Land	-55.500 USD	
	1212100	Cost - Plant and machinery	244.400 USD	
	1212110	Accumulated Depreciation - Plant	-44.400 USD	
	1213100	Cost - Vehicles	61.100 USD	61.100
	1213110	Accumulated Depreciation - Vehicle	-11.100 USD	-11.100
	1214100	Cost - Other	122.000 USD	122.000
	1214110	Accumulated Depreciation - Other	-22.000 USD	-22.000
	1214100	Cost - Other	109.800 USD	109.800
	1214110	Accumulated Depreciation - Other	-19.800 USD	-19.800
	1213100	Cost - Vehicles	36.660 USD	36.660
	1213110	Accumulated Depreciation - Vehicle	-6.660 USD	-6.660
	1212100	Cost - Plant and machinery	183.300 USD	183.300
	1212110	Accumulated Depreciation - Plant	-33.300 USD	-33.300
	1211100	Cost - Land and buildings	219.960 USD	219.960
	1211110	Accumulated Depreciation - Land	-39.960 USD	-39.960
	1211110	Accumulated Depreciation - Land	-44.400 USD	-44.400
	1211100	Cost - Land and buildings	244.400 USD	244.400
	1212110	Accumulated Depreciation - Plant	-39.960 USD	-39.960
	1212100	Cost - Plant and machinery	219.960 USD	219.960
	1213110	Accumulated Depreciation - Vehicle	-8.880 USD	-8.880
	1213100	Cost - Vehicles	48.880 USD	48.880
	1214100	Accumulated Depreciation - Other	-28.600 USD	-28.600
	1214100	Cost - Other	158.600 USD	158.600
	1214100	Cost - Other	170.800 USD	170.800
	1214110	Accumulated Depreciation - Other	-30.800 USD	-30.800
	1213100	Cost - Vehicles	61.100 USD	61.100

		Notes		
17	Assets			
18	Non-current assets			
19	Property, plant and Equipment	10	5.850.000	6.010.000
20	Intangible assets	11		510.000
21	Other investments	22		480.000
22	Deferred tax assets	7	390.000	390.000
23			7.125.000	7.390.000

Features That Make Exsion Corporate Stand Out



EXQL BUILT-IN FORMULAS

Simplify your data retrieval process.

With ExQL's built-in formulas, you can directly link and pull data from your database, making your reporting faster and more accurate.

By using a set or parameter you can retrieve data instantly!

Some of the functionalities are

=ExMR_REKOMS: Retrieve the account name.

=ExMR_WAARDE: Retrieve the balance for the account.


Parameters

	Current year	Prior year
Consolidation Structure	2024M	
Period	2412	2312
Transaction type	A	
Category	U	
Currency	USD	

Report: Trial Balance 2024x2023

Account	Company	10010 Demo subsidiary 1			10020 Demo subsidiary 2		
		2024	2023	Var	2024	2023	Var
121100	Cost - Land and buildings	=ExMR_WAARDE(SRVEML;\$D\$11;\$D\$7;D\$14;\$D\$8;\$D\$9;'';\$B17;\$D\$10)					-12.220
121110	Accumulated Depreciation - Land and buildings	-55.500	-51.060	-4.440	-39.960	-42.180	2.220
1212100	Cost - Plant and machinery	244.400	232.180	12.220	183.300	195.520	-12.220
1212110	Accumulated Depreciation - Plant and machinery	-44.400	-42.180	-2.220	-33.300	-35.520	2.220
1213100	Cost - Vehicles	61.100	73.320	-12.220	36.660	48.880	-12.220
1213110	Accumulated Depreciation - Vehicles	-11.100	-13.320	2.220	-6.660	-8.880	2.220
1214100	Cost - Other	122.000	85.540	36.460	109.800	134.420	-24.620
1214110	Accumulated Depreciation - Other	-22.000	-15.540	-6.460	-19.800	-24.420	4.620
1311000	Goodwill	30.000	40.000	-10.000	20.000	25.000	-5.000
1312000	Software	15.000	10.000	5.000	8.000	10.000	-2.000
1313000	Other	5.000	10.000	-5.000	2.000	5.000	-3.000
Check		-	-	-	-	-	-

Effortlessly update your reports with just a click using our **"Refresh Data"** functionality. Customize parameters and instantly refresh your reports to access the most up-to-date information, ensuring your insights are always relevant and actionable.



Refresh Data

HOW IT WORKS IN PRACTICE



Seamless Setup

Easily create your consolidation structure and chart of accounts by using excel templates.



Efficient Data Handling

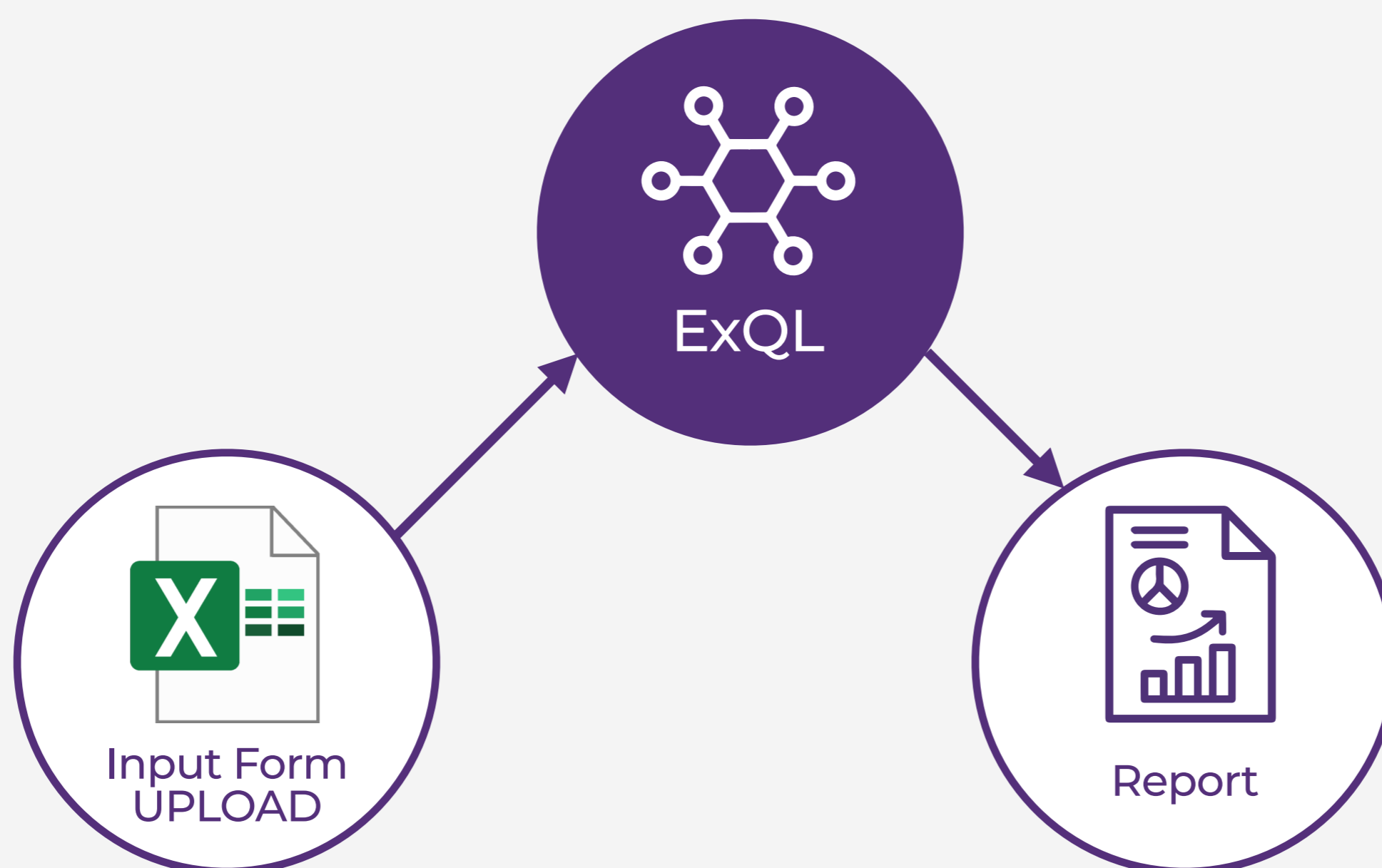
Once your structure is in place, you can generate your first forms, which are then submitted to the database.



Form and Report

Your data is continuously updated through customized Excel forms and seamlessly retrieved in Excel reports.

By the end of the implementation phase, your consolidation team will be masters of the tool, having set up all companies, accounts, and reporting structures themselves!



Fast Implementation

➤ GET UP AND RUNNING IN JUST 3 MONTHS

With the support of our expert consolidation consultants, you can have your entire reporting structure set up in just three months. During this time, your team will be fully onboarded and trained simultaneously, ensuring everyone is ready to go from day one.



➤ AFFORDABLE IMPLEMENTATION

We offer a cost-effective solution designed to avoid the pitfalls of endless consultancy fees, allowing you to focus your resources where they matter most.

With an investment starting at approximately EUR 50,000—tailored to the complexity of your company's structure and reporting needs—our expert team will have you fully operational within just three months. This includes setting up your entire reporting framework and providing comprehensive training for your team.



Why wait?

Book a Demo Today and discover how Exsion Corporate can transform your consolidation process!

✦ LEVERAGE OUR EXPERTISE

As former consolidation specialists, our consultancy team brings deep industry knowledge to ensure your success.

INTERESTED?

Schedule [here a meeting](#) directly with **Elielma Silva** to explore how we can help your business thrive.

Elielma has over a decade of experience in finance, specializing in financial control and consolidation.

The combination of her previous roles in audit at Deloitte and Financial controller at Viterra and Caldic allowed her to combine and consolidate her technical skills.

ELIELMA SILVA
Senior Reporting Consultant



CONTACT US
ELIELMA@EXSION365.COM

FOLLOW US
LINKEDIN.COM/COMPANY/EXSION365

YOUTUBE





Exsion 365
Empower your data

Exsion Corporate

Your Ultimate
Consolidation Solution

exsion365.com
office@exsion365.com

Groen van Prinsterersingel 47
2805 TD Gouda
The Netherlands
Tel +31(0)182580411