



Exsion 365
Empower your data

Exsion Reporting
Fastest way to retrieve
your Data



Who We Are

At **Exsion365**, we believe in empowering organizations to make swift, accurate decisions through cutting-edge data analysis.

Our philosophy is straightforward: let the software do the heavy lifting.

With our intuitive solutions, you can say goodbye to tedious tasks like merging reports and compiling data. We've designed our platform to take the hassle out of reporting, so your teams can focus on what truly matters – analyzing data and turning it into actionable insights that drive smarter decisions.

Our powerful tools give you the freedom to achieve more with your reporting, offering the speed, flexibility, and user-friendly interface needed to keep up in today's fast-moving world.

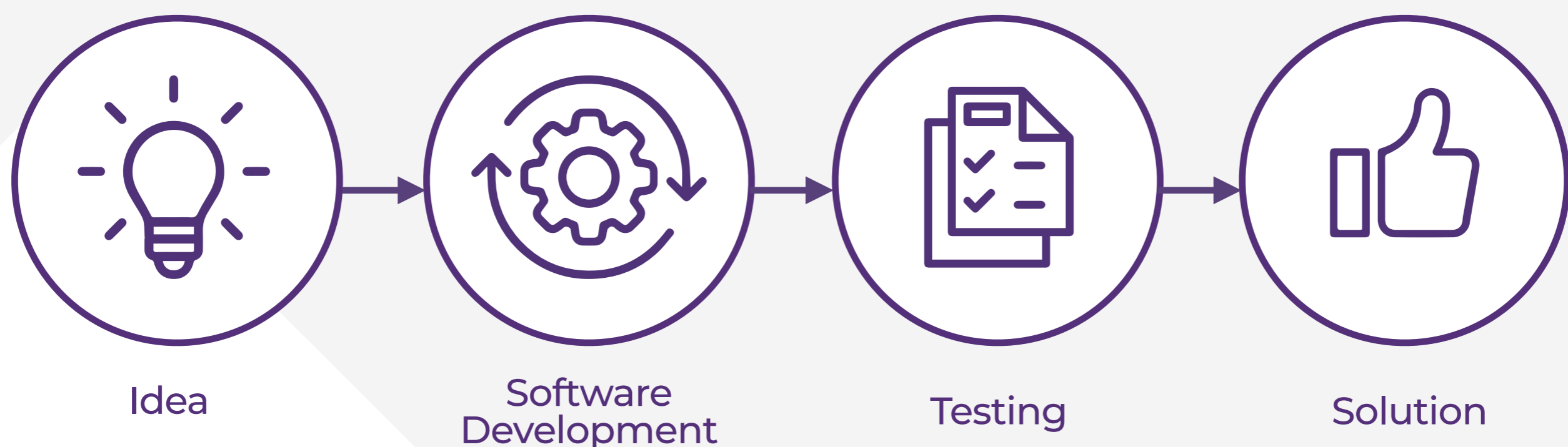


**FAST.
SIMPLE.
USER-FRIENDLY.**

Innovation is in our DNA

In 1998, a specific client challenge inspired the creation of the first version of **Exsion Reporting**. Originally designed as a custom migration solution, it quickly demonstrated its value and adaptability.

By 2002, **Exsion Reporting** had evolved into a powerful on-premise tool, achieving its first commercial sale. This success paved the way for **Exsion Reporting** to become a trusted and flexible financial reporting solution for companies worldwide, setting the foundation for its continued evolution and success.



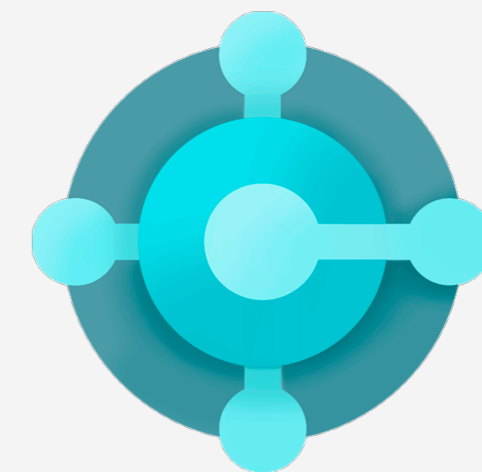
➤ **A SUCCESSFUL 20-YEAR PARTNERSHIP WITH MICROSOFT UNDERLINES OUR COMMITMENT TO DELIVERING TOP-QUALITY SOLUTIONS TO OUR CUSTOMERS**

 **Exsion 365**
Empower your data

 **Microsoft**
Solutions Partner
Business Applications

Exsion Reporting

A software designed for D365 Business Central



One of the most significant challenges Dynamics 365 Business Central users face is efficiently accessing and managing their data.

Exsion Reporting is purpose-built with **financial** and **business controllers** in mind, offering a direct, seamless connection to Business Central.

With Exsion, you can effortlessly retrieve, organize, and manage your data directly in Excel, streamlining your reporting processes and boosting operational efficiency.



AT EXSION REPORTING, USER-FRIENDLINESS IS KEY WHEN WE DEVELOP OUR SOLUTIONS

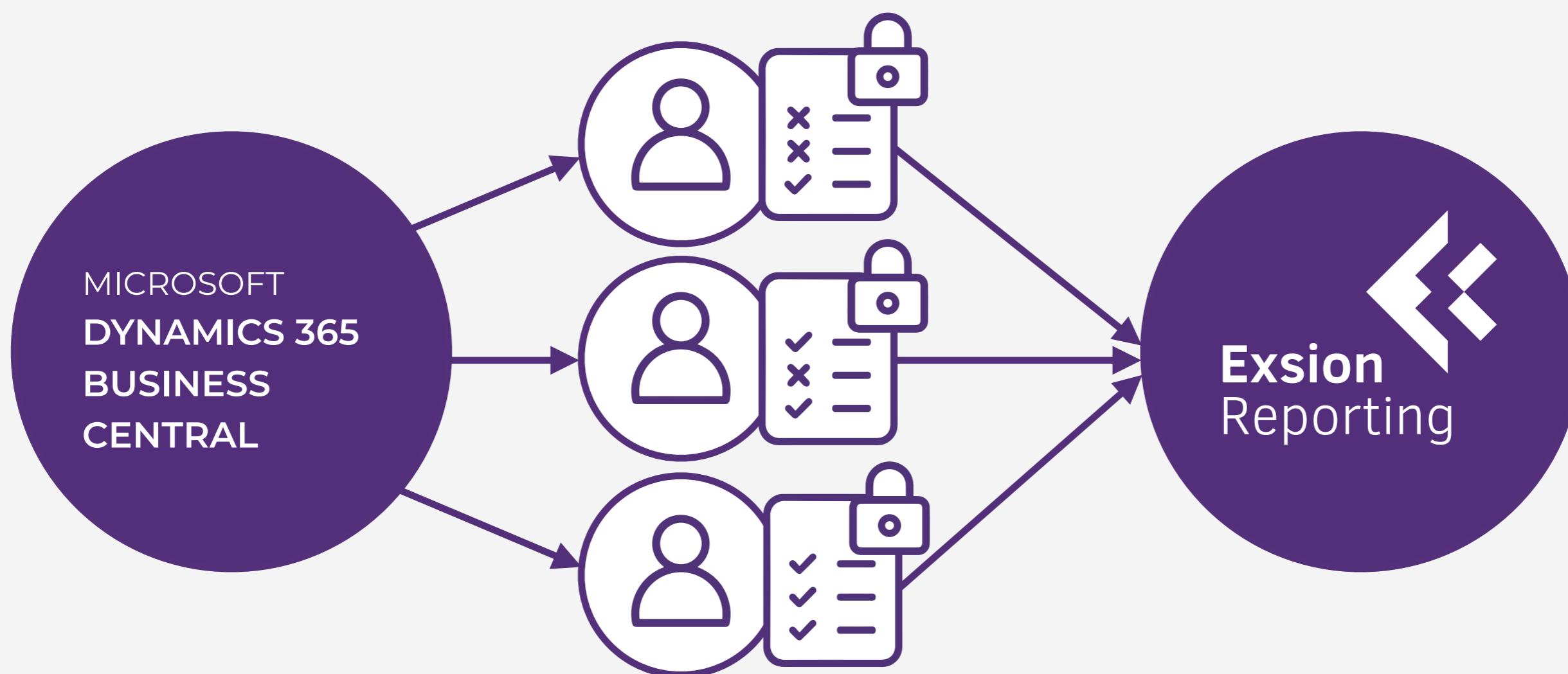
We have designed Exsion Reporting with a similar structure to Business Central and is fully integrated within Excel. The more you know about these platforms, the easier and more intuitive it will be to master Exsion Reporting.

Exsion Reporting



NO MORE DOUBLE RIGHTS MANAGEMENT

Users have the exact same access from business central instantly.



THIS INCLUDES ANY CUSTOMIZED FIELDS, TABLES AND API'S ARE AUTOMATICALLY INCLUDED ON INITIAL INSTALLATION. NO ADDITIONAL SET UP IS NEEDED!

Cost efficient

Organizations struggle to ensure that this process remains cost-efficient without compromising on quality.

Implementing a robust reporting tool can often be an extensive process, presenting unpredictable challenges along the way.

Consultancy hours, complex reporting structures, long implementation process

Say **GOODBYE** to complex and lengthy implementation processes.



WITH EXSION REPORTING, YOU CAN BECOME PROFICIENT IN LESS THAN A DAY!



In Practice

Dynamic download

Our feature **Dynamic download** retrieves all tables and fields available in Business Central.



Dynamic download

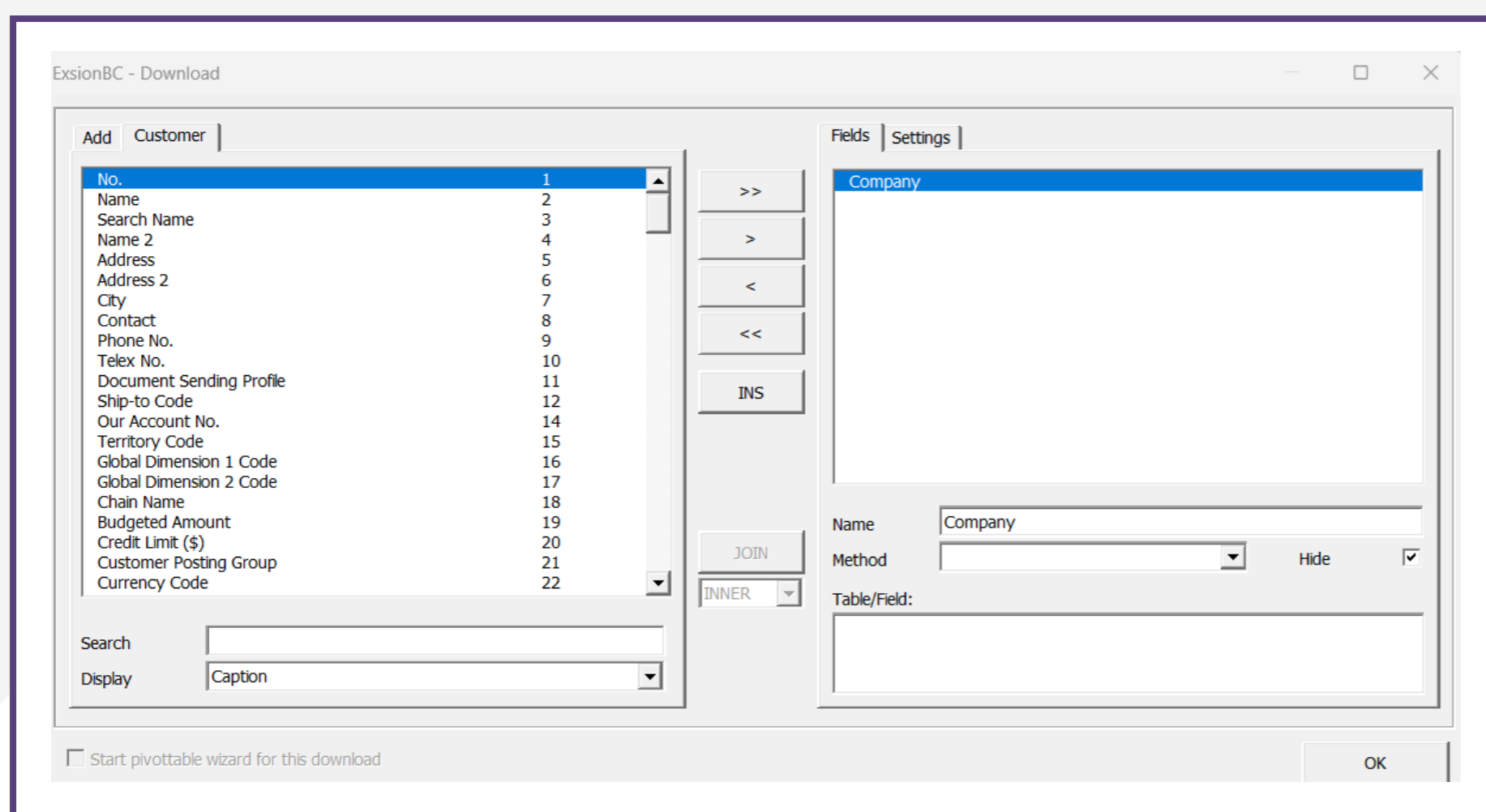


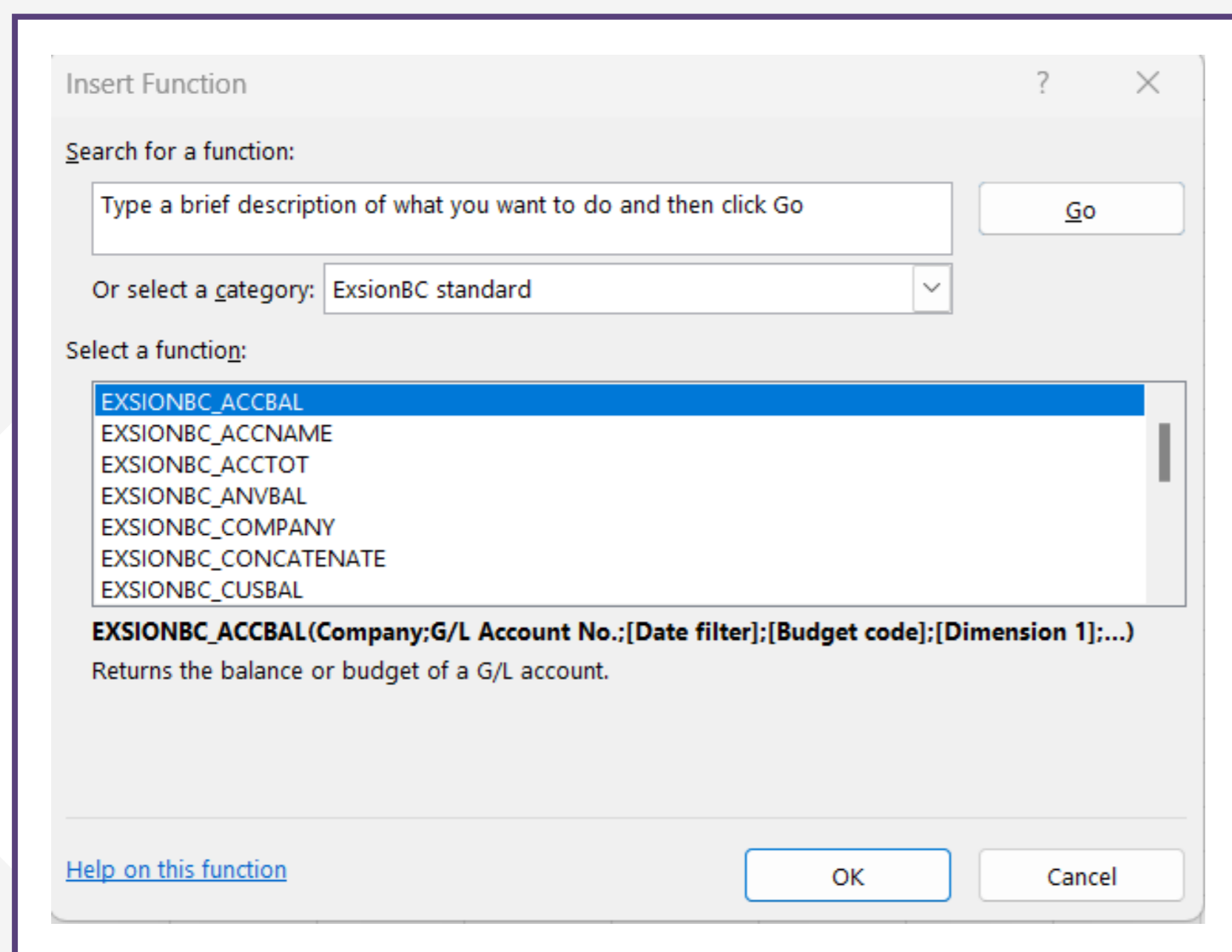
Table	JOIN TYPE	Company	No.	Name	Account Category	Account Type	Balance at Date 2025	Date Filter	Balance at Date 2026	Date Filter
G_L_ACCOUNT	*	CRONUS USA, Inc.	1							
Table	15		15							
JOIN TYPE	1		1							
Company	-2	CRONUS USA, Inc.								
No.	1		1							
Name	2		2							
Account Category	8									
Account Type	4									
Balance at Date 2025	31						<>0			
Date Filter	28						01/01/2025..12/31/2025	TRUE		
Balance at Date 2026							31 <>0			
Date Filter							28 01/01/2026..12/31/2026	TRUE		

With **Dynamic download** you can filter on period, amount, company - basically all filters available in Business Central are included and you can use to determine the outcome of your download.

Exsion functions

16 STANDARD EXSION FORMULAS ARE AVAILABLE

With seamless integration to Business Central, our formulas deliver a wealth of information instantly. This ensures you have the flexibility and efficiency needed to build ad hoc reports quickly providing instant access to crucial information.



Just like in **Excel**, each function comes with clear parameters and a brief, straightforward explanation of how to apply them. From the moment you download, you'll be up and running with minimal effort, allowing you to start leveraging its power right away.

It's designed for users of all levels – intuitive, familiar, and ready to enhance your productivity.

In Practice

Exsion functions

With **Exsion**, there's no need to rely on complex Excel formulas that can break or lead to frustrating #REF errors.

Our powerful functions pull data directly from Business Central, similarly to a vlookup, ensuring accuracy and eliminating the risk of manual errors.

See below examples:

The **EXSIONBC_ACCBAL** formula is designed to retrieve account balances based on the parameters you provide. If you don't specify a date, the formula will automatically fetch the balance that matches your real-time data.

Function Arguments

EXSIONBC_ACCBAL

Company	<input type="text"/>	↑	=
G/L Account No.	<input type="text"/>	↑	=
[Date filter]	<input type="text"/>	↑	=
[Budget code]	<input type="text"/>	↑	=
[Dimension 1]	<input type="text"/>	↑	=

Returns the balance or budget of a G/L account.

Company Company.

Function Arguments

EXSIONBC_CUSBAL

Company	<input type="text"/>	↑	=
Customer No.	<input type="text"/>	↑	=
[Date filter]	<input type="text"/>	↑	=
[Dimension 1]	<input type="text"/>	↑	=
[Dimension 2]	<input type="text"/>	↑	=

Returns the outstanding balance of a customer.

Company Company.

Similar to the above, the **EXSION_CUSBAL** works the same way, bringing the customer outstanding balance.

Expert User?

➤ WITH EXSION TRAINING YOU CAN LEARN HOW TO BUILD YOUR OWN CUSTOMIZED FUNCTIONS!

Training Center ✕

Features

Show details

Drill down on the details of your download with the **Show details function**.

This feature re-directs you to Business central or downloads the additional data on Excel.



Show details

No.	Name	Account Categ	Account Type	Balance at Date 2025	Balance at Date 2026
11200	Cash	Assets	Posting	1.747	307
11400	Bank, Checking	Assets	Posting	4.387	4.387
11600	Bank Operations Cash	Assets	Posting	444.714	444.714
11700	Liquid Assets, Total	Assets	End-Total	450.848	459.350
12100	Bonds	Assets	Posting	18.278	18.278
12210	Increases during the Year	Assets	Posting	38.706	38.706
12300	Securities, Total	Assets	End-Total	56.985	56.985
13100	Customers Domestic	Assets	Posting	1.306.801	946.043
13200	Customers, Foreign	Assets	Posting	342.495	455.134
13300	Accrued Interest	Assets	Posting	57.337	57.337
13350	Other Receivables	Assets	Posting	3.129	3.129
13400	Accounts Receivable, Total	Assets	End-Total	1.709.762	1.461.643
14100	Resale Items	Assets	Posting	825.266	825.266
14200	Finished Goods	Assets	Posting	191.757	191.757
14300	Raw Materials	Assets	Posting	749.259	749.259
14500	Inventory, Total	Assets	End-Total	1.766.282	1.766.282
15950	Current Assets, Total	Assets	End-Total	3.983.877	3.744.260
16200	Vehicles	Assets	Posting	76.244	76.244
16210	Increases during the Year	Assets	Posting	134.075	134.075
16300	Accum. Depreciation, Vehicles	Assets	Posting	-93.399	-93.399
16400	Vehicles, Total	Assets	End-Total	116.921	116.921
17100	Operating Equipment	Assets	Posting	898.262	898.262
17200	Accum. Depr., Oper. Equip.	Assets	Posting	-783.150	-783.150
17300	Operating Equipment, Total	Assets	End-Total	115.112	115.112
18100	Land and Buildings	Assets	Posting	2.280.021	2.280.021
18200	Accum. Depreciation, Buildings	Assets	Posting	-811.573	-811.573

G/L Account Card | Work Date: 1/22/2026

13100 · Customers Domestic

Home Account Balance More options

Posted Documents w...t Incoming Document Apply Template...

Account Subcategory: Accounts Receivable

GIFI Code: [dropdown]

Debit/Credit: Both

Account Type: Posting

Totaling: [dropdown]

Balance: 946,042.71



REFRESH YOUR DATA INSTANTLY WITH THE TOUCH OF A BUTTON!

Once reports are built, the set of parameters can be changed and instantly refreshed with this function.



Refresh data

Comparison Table

	Exsion BC	Exsion 11
	CLOUD	ONPREM
DESCRIPTION		
PROTOCOL	SOAP/OData (Webservices)	MS SQL Server
CLIENT INSTALLATION (EXCEL ADDIN)	YES	YES
MS STORE EXTENSION	YES	NO
GETTING STARTED (INSTALLATION)	5 minutes	15 minutes
FUNCTIONALITY		
MULTIPLE COMPANIES	YES	YES
STANDARD FUNCTION LIBRARY	YES (only used within a download)	YES (every cell in Excel)
CREATE YOUR OWN FUNCTIONS	YES (only used within a download)	YES (every cell in Excel)
DRILL DOWN TO EXCEL	YES (functions and download)	YES (only for functions)
DRILL DOWN TO BUSINESS CENTRAL	YES (functions and download)	YES (only for functions)
DOWNLOAD AND REFRESH ON ALL TABLES	YES	YES
JOIN TABLES WITH RELATED TABLES	YES	YES
METHOD (SUM/COUNT)	YES	YES
SUPPORTED ERP	Business Central	Navision Attain Microsoft Business Solutions Navision Microsoft Dynamics NAV Microsoft Dynamics BC Microsoft Dynamics 365 Business Central
LICENSE PER USER	YES / from 37,50 €	YES / from 37,50 €
LICENSE PER 100 USERS	YES / from 7,50 €	YES / from 7,50 €

Customer reviews



Great data and performance!

I was struggling to get my data out of Business Central in Excel. **Exsion Reporting** took care of it and fast!



Best Tool for BC365

Quick and Easy access for creating reports directly on Business Central Data.



Unlocking insights, one download at a time.

Fast and easy to use, super-fast and friendly customer support, recommended for anyone looking to extract more information from their data



Nice product!

I previously used the product on NAVISION. Now that we have switched to BC I was curious if Exsion would still work. The installation was done within 5 minutes and with a small adjustment all my reports worked again within a week.



A real must have!

A real must have when using Navision, very easy to use and understand. Support is very good and fast.

Why Exsion Reporting?

Exsion Reporting is designed with one goal in mind: making the software work for you.

Our tool is **fast, easy to learn, and incredibly cost-efficient**, allowing you to streamline your reporting process without breaking the bank.

SAY GOODBYE TO CLUNKY EXCEL FORMULAS AND TEDIOUS MANUAL WORK.

With Exsion, your data is effortlessly pulled from Business Central, giving you accurate, real-time insights at your fingertips – all with the ease of use and speed you need to stay ahead.

Download

➤ **DOWNLOAD EXSION TODAY AND EXPERIENCE FAST, ACCURATE, AND EFFORTLESS DATA INSIGHTS!**



Why wait?



BOOK A DEMO TODAY AND DISCOVER HOW EXSION REPORTING CAN EMPOWER YOUR REPORTING PROCESS!

LEVERAGE OUR EXPERTISE

From the moment you begin implementation, you'll be working directly with experienced consultants – not salespeople. These experts specialize in reporting and will guide you every step of the way, ensuring you get the most out of Exsion's robust features.

INTERESTED?

Schedule here a **45-MIN DEMO** directly with **Maarten Van Vliet**.

Maarten van Vliet is a seasoned Reporting Consultant with a robust background in consulting, developing, and support. With a keen eye for detail and a commitment to delivering high-quality results, Maarten excels in creating comprehensive reports that drive decision-making and strategic planning.

MAARTEN VAN VLIET
Senior Reporting Consultant



CONTACT US

MAARTEN@EXSION365.COM

FOLLOW US

LINKEDIN.COM/COMPANY/EXSION365

YOUTUBE





Exsion 365
Empower your data

Exsion Reporting

Fastest way to retrieve
your Data

exsion365.com
office@exsion365.com

Groen van Prinsterersingel 47
2805 TD Gouda
The Netherlands
Tel +31(0)182580411



Exsion Reporting
Fastest way to retrieve your data